




NX



NX  
NX300h











Note: Vehicles pictured and specifications detailed in this catalog may vary from models and equipment available in your area. Please inquire at your local dealer for details on the availability of features.



Note: Vehicles pictured and specifications detailed in this catalog may vary from models and equipment available in your area. Please inquire at your local dealer for details on the availability of features.



LEXUS

INTELLIGENCE

SIX



CONCEPT



Premium Urban Sports Gear.  
The NX injects fresh expressions of individuality,  
exhilaration and utility into urban living.



» INTELLIGENCE









The NX was developed around the core concept of 'Premium Urban Sports Gear', a next-generation Lexus that applies an urban focus to luxury SUVs. 'Premium Urban' aims to create refined solutions to the mobility demands of city living, offering advanced technologies, excellent environmental performance and refined Lexus features that provide outstanding quality and driving pleasure. 'Sports' expresses a dynamic and active attitude that shapes the aggressive and very individual styling, and injects a sporting edge into driving, with sport-honed acceleration, control and handling. It is intrinsically linked with 'Gear', a meticulous focus on

refining every detail to offer the advanced functionality and effortless utility associated with the very best sports equipment, together with the eye-catching design and embrace of advanced technologies that set iconic 'Sports Gear' apart. The result is a game-changing, urban-focused SUV, with the acceleration, agility and handling to effortlessly negotiate city traffic, the utility to meet the ever-changing needs of an active and dynamic lifestyle, fuel efficiency that embodies environment-aware values, and the sophisticated features and refined detail that is a Lexus hallmark.



DESIGN



Fusing superb agility and dynamic individuality with spacious functionality creates a fresh sporting spirit.



» INTELLIGENCE





### EXTERIOR

The fusion of condensed dynamism with edgy solid surfaces powerfully expresses the superb agility and dynamic individuality of this fresh sporting spirit.



### INTERIOR

The blend of functional and structural beauty and attention to detail in the sporty interior further boosts your driving pleasure.



PERFORMANCE



Out on the streets, the NX's poise, responsiveness and exhilaration spark a relish for city driving.

3

» INTELLIGENCE





**Chassis**

The foundation of the NX's responsive sporty handling is a lightweight, high rigidity body structure made from hot-stamp, high-tensile steel and aluminum, with strategically positioned reinforcements. The use of innovative production technologies including laser screw welding and body adhesives, together with extensive spot welding, enhances the rigidity of panel joints, and contributes to the excellent handling, refined comfort and quiet ride.



**Pre-loaded differential**

This innovative differential pre-loads torque under light loads or low rotational speed, contributing to highly-precise steering for excellent straight-line stability and acceleration performance.




**Aerodynamics**

The NX's superb aerodynamics contribute to fuel-efficient performance and quiet comfort in the cabin, even during high-speed driving. Careful attention paid to reducing drag, including an integrated rear spoiler, spats for all four wheels, and the engine, floor, lower arm and rear underbody covers, contributes to a smooth airflow.



**Front and rear suspension**

The compact and highly-rigid MacPherson strut front suspension and double wishbone rear suspension were optimized to deliver agile handling and luxurious ride comfort. A close focus on individual components included refining the coil springs, stabilizers, shock absorbers, and suspension bushings.



**S-VSC (Steering-assisted Vehicle Stability Control)**

VSC operates in conjunction with the EPS, ABS and TRC to limit and distribute drive power and assist steering torque to help stabilize vehicle behavior and direction, to provide excellent stability and control in various driving conditions.\*

**Drive mode select**

Drive mode select provides integrated control of multiple systems to let you tune performance to suit your driving style. On vehicles equipped with AVS (Adaptive Variable Suspension system), you can select and change between Normal, Eco, Sport S and Sport S+ Modes. In addition, Customize Mode enables drivers to set their preferred settings for the powertrain, AVS, EPS (Electric Power Steering) and air conditioning.



\* EPS: Electric Power Steering. VSC: Vehicle Stability Control. ABS: Anti-lock Brake System. TRC: Traction Control System. Note: Vehicles pictured and specifications detailed in this catalog may vary from models and equipment available in your area. Please inquire at your local dealer for details on the availability of features.



#### Hybrid system

For dynamic driving and exceptional environmental performance, Lexus Hybrid Drive intelligently combines the power of a highly-efficient 2.5-litre gasoline engine with electric power from a high-output motor.

#### Adaptive Variable Suspension System (AVS)

Controls damping forces in accordance with vehicle speed and helps achieve ride comfort at low speed, handling stability at high speed and also maintaining optimum vehicle attitude during cornering.



#### 2.5-litre 4-cylinder engine

The compact and lightweight Atkinson Cycle engine with VVT-i delivers high performance together with excellent fuel efficiency, quiet operation and significantly reduced emissions.\*<sup>1</sup>



#### E-Four (Electric four-wheel drive)

E-Four uses a rear motor that operates independently from the front motor to optimize distribution of front and rear drive force, delivering excellent vehicle stability in a wide range of driving situations.



FEATURES



The NX enhances your quality of life with its confident blend of assertive beauty, intuitive function, and refined operation.



» INTELLIGENCE





The LED headlamps symbolize a sharp sporty performance, together with wide L-shaped LED rear combination lamps that seem to stand out from the back door, express an individuality that can't be hidden, even from a distance. In the cockpit, switches are laid out for easy operation to enable the driver to focus on driving.



### 3-eye Bi-Beam LED headlamps

The ultra-small 3-eye Bi-Beam LED headlamps combine advanced design with excellent light distribution. LEDs in the sequential turn signal lamps illuminate sequentially in a flow from the inner side to the outside of the vehicle.

### LED rear combination lamps

The distinctive Lexus L-shaped lamps look like a brilliant crystal, even in daytime. The wide LED sequential turn signal lamps illuminate from the inner to the outer side of the lamp to intuitively convey the turn direction.



### Door mirrors

Combining form with function, the sculptured door mirrors embody the strength and luxury of the exterior design, reduce wind noise through excellent aerodynamics, and provide an excellent field of view.



### Panoramic roof

The panoramic roof with fixed glass allows ample light into the cabin, and provides a sense of comfort and openness enhancing the feeling of roominess inside the cabin.

Laminated glass with infrared ray absorbing film has been adopted, reducing the amount of solar radiation in the cabin ensuring a cooler cabin.

### Hands-free power back door

Even if both hands are full, when carrying the Electronic Key you can open and close the back door automatically by moving your foot under the rear bumper.





**Multimedia coordination function**

This function coordinates the display of information from the multimedia systems on the 26.16 cm (10.3 inch) EMV (Electro Multi-Vision) display in the center of the instrument panel and the 10.67 cm (4.2 inch) color TFT (Thin Film Transistor) multi-information display in the meter cluster. For convenience, audio system information, incoming mobile calls, and some navigation on the EMV display can also be displayed on the multi-information display, and controlled using switches on the steering wheel.

**Meters**

The 4-dial meter combines a three-dimensional analog speedometer and tachometer with a digital multi-information display that changes between blue and red illumination to highlight the drive mode selected.

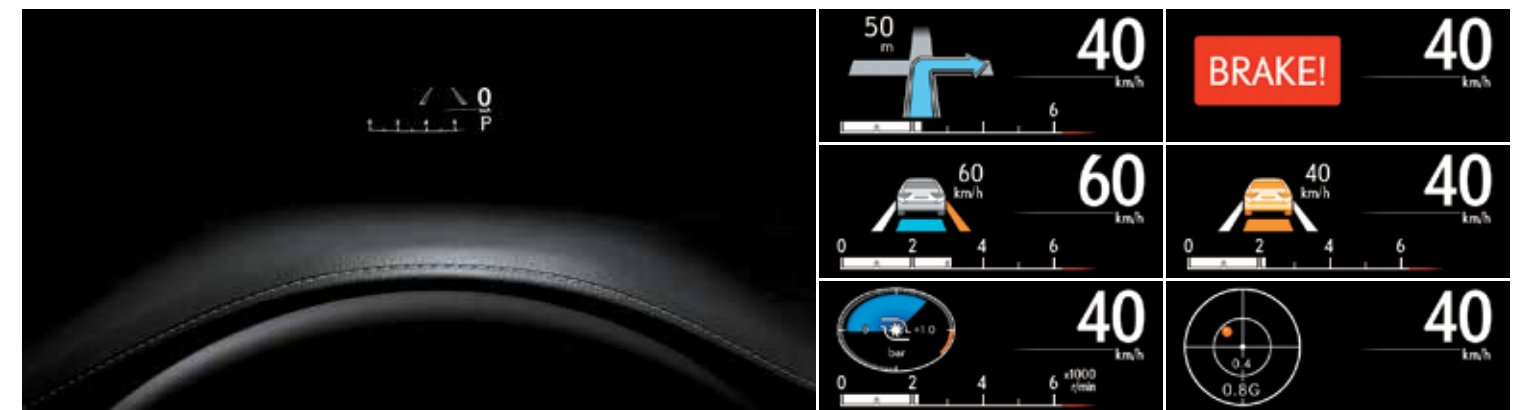
**Remote Touch Interface**

Simple touchpad operation lets users interact intuitively with the navigation and audio systems on the 26.16 cm (10.3 inch) EMV display, providing easy control of the systems.



**Color head-up display**

The wide, color head-up display projects a range of frequently checked information on the lower windshield glass in the driver's line of sight, including the current speed, tachometer, audio system, and more.



**Wireless charger**

This thoughtful charging tray in the center console box enables wireless charging of batteries in Qi-compatible smartphones and electronic devices simply by placing them on the charger tray.





#### Luggage space

Contrasting the athletic individuality of the stylish exterior, the ample capacity of the luggage space highlights the practical convenience of the packaging and smart design of the cabin. The back door opens wide to provide easy access to a flexible space that can accommodate different sizes and combinations of suitcases, while accommodating passengers in the rear seats.



#### Power folding rear seats

Enhancing versatility and convenience, the rear seats can be reclined at the touch of a button integrated into each rear seat. They can also be folded flat or upright using switches in the rear seats, luggage space and the driver's-side instrument panel.



#### Power back door

Convenient controls for the power door are set in the instrument panel and Electronic Key, as well as a closing switch in the bottom of the door. A memory function lets users set the opening clearance.



#### Mark Levinson audio system

The Mark Levinson Premium Surround Sound System features a compact 12-channel amplifier to drive 14 GreenEdge ultra-high efficiency speakers that generate outstanding output while significantly reducing energy consumption. A 5.1/7.1-channel surround system contributes to the high fidelity, concert hall-quality sound. The Auto Volume System automatically adjusts the audio system volume to complement the genre of each song as it is played.



#### USB ports/mini-jack/power outlets

Two USB ports and a mini-jack support plug-and-play use of music players. Conveniently positioned power outlets in the center console box and luggage space enable the charging of various devices and portable gear.



#### Cupholders

The cupholders for the front seats can hold two drink bottles or a handled mug. The grip of the cupholder mats makes it easier to open a bottle lid with one hand.



#### Sunglasses holder

The sunglasses holder is conveniently located under the palm rest. The removable magnetic lid stores away in the center console box. A flocked surface inside the holder protects sunglasses against scratching.



SAFETY



Anticipating the unexpected, the NX cocoons occupants with advanced active and passive safety measures.



» INTELLIGENCE



## LEXUS SAFETY SYSTEM




### 8 SRS airbags

The NX features dual-stage SRS airbags (Front seats), SRS knee airbag (Driver's seat), SRS cushion airbag (Front passenger's seat) that supports seatbelt restraint by lifting the front edge of the seat cushion during a frontal collision, SRS side airbags (Front seats), and SRS curtain shield airbags (Front and rear door windows).<sup>\*1</sup>

### Wide-angle cornering lamps

Wide-angle cornering lamps provide additional illumination in the direction of travel, to the side and above, enhancing pedestrian visibility when turning at intersections.



<sup>\*1</sup> The SRS (Supplemental Restraint System) airbags are supplemental devices to be used with the seatbelts. The driver and all passengers in the vehicle must wear their seatbelts properly at all times. Never install a rear-facing CRS (Child Restraint System) on the front passenger's seat. For a forward-facing CRS, it is recommended you use it in the rear seats. Please do not use accessories for the seats which cover the parts where the SRS side airbags should inflate. Such accessories may prevent the SRS side airbags from activating correctly, causing serious injury (Lexus genuine seat covers are specifically designed for models equipped with the SRS side airbags. To find out about availability in your area, please inquire at your local dealer). The photo shows all the SRS airbags activated for display purposes only (the SRS side and curtain shield airbags only inflate on the side of the collision in an actual accident). For details on these and other important safety features, be sure to read the Owner's Manual carefully.

Note: The system may not operate properly depending on the weather, road and vehicle conditions or other factors. Be sure to read the Owner's Manual carefully. Vehicles pictured and specifications detailed in this catalog may vary from models and equipment available in your area. Please inquire at your local dealer for details on the availability of features.

F SPORT



F SPORT evolves the Lexus sport DNA that finds its ultimate expression in the LFA supercar, to enable more drivers to experience its exhilarating performance and unique personality. It further refines the agile, powerful performance of the NX to create a feeling of oneness with the car that comes from its immediate response to the driver's intentions in various driving situations.



» INTELLIGENCE





A\_Front mesh grille / B\_Front bumper



**Performance dampers**

Performance dampers integrated into the front and rear of the NX F SPORT enhance rigidity and vibration damping performance, realizing exceptional handling stability that is at the heart of sports driving enjoyment.



C\_Aluminum wheels / D\_Door mirrors / E\_Front fender emblems / F\_Rear bumper



G\_Meters & multi-information display / H\_Steering wheel / I\_Aluminum pedals / J\_Shift lever knob / K\_Trim / L\_Scuff plates



**F SPORT multi-information display**

The multi-information display heightens your driving experience by displaying a G sensor with steering angle, accelerator opening and brake hydraulic pressure bars, and a turbo boost meter with oil temperature and pressure gauges.



**F SPORT meters**

Expressing dynamic sports performance, the exclusive analog meters feature full-length illuminated needles, silver needle rings, and distinctive white scales that evolved from the Lexus LFA supercar.



**F SPORT front seats**

The front sports seats blend refined comfort with firm support and excellent holding performance for sports driving. An innovative 'integrated foaming' manufacturing process eliminates wrinkles and movement of the upholstery.



EXTERIOR & INTERIOR  
COLORS

*A palette of colors, from the bold and luminous  
to nuanced and sophisticated,  
lets you express your individuality.*



White Nova Glass Flake <083> <F SPORT>



Sonic Quartz <085> <F SPORT & LUXURY>



Mercury Gray Mica <1H9> <F SPORT & LUXURY>



Platinum Silver Metallic <1J4> <F SPORT & LUXURY>



Sonic Titanium <1J7> <F SPORT & LUXURY>



Black <212> <F SPORT & LUXURY>



Graphite Black Glass Flake <223> <F SPORT & LUXURY>



Red Mica Crystal Shine <3R1> <F SPORT & LUXURY>



Lava Orange Crystal Shine <4W7> <F SPORT>



Amber Crystal Shine <4X2> <LUXURY>



Heat Blue Contrast Layering <8X1> <F SPORT>



Sparkling Meteor Metallic <8X9> <F SPORT & LUXURY>



45.72 cm (18 inch) aluminum wheels,  
black, colored machining (Bronze)  
(Luxury package)



45.72 cm (18 inch) aluminum wheels,  
dark premium metallic  
(F SPORT package)

<SMOOTH LEATHER (LUXURY PACKAGE)>



White Orchre (White instrument panel)



Black



Dark Rose



Orchre



Accent White



Rich Cream



White Orchre (Black instrument panel)

<SMOOTH LEATHER (F SPORT PACKAGE)>



White



Black



Mustard Yellow



Flare Red

Note: Vehicles pictured and specifications detailed in this catalog may vary from models and equipment available in your area. Please inquire at your local dealer for details on the availability of features.

<SMOOTH LEATHER>



White Orchre



Black



Dark Rose



Orchre



Accent White



Rich Cream




White (F SPORT)



Black (F SPORT)



Mustard Yellow (F SPORT)



Flare Red (F SPORT)

<TRIM>

Luxury



Shimamoku



Bamboo

F Sport



Naguri-style Aluminum

| INTERIOR COLORS                       | SEATING MATERIAL                |                                  |
|---------------------------------------|---------------------------------|----------------------------------|
|                                       | Smooth Leather (LUXURY package) | Smooth Leather (F SPORT package) |
| White Orchre (White Instrument Panel) | ●                               | --                               |
| Black                                 | ●                               | --                               |
| Dark Rose                             | ●                               | --                               |
| Orchre                                | ●                               | --                               |
| Accent White                          | ●                               | --                               |
| Rich Cream                            | ●                               | --                               |
| White Orchre (Black Instrument Panel) | ●                               | --                               |
| White                                 | --                              | ●                                |
| Black                                 | --                              | ●                                |
| Mustard Yellow                        | --                              | ●                                |
| Flare Red                             | --                              | ●                                |

| TRIM COMBINATIONS                 | Smooth Leather (Luxury Package) | Smooth Leather (F SPORT Package) |
|-----------------------------------|---------------------------------|----------------------------------|
| Shimamoku (Polished steel finish) | ●                               | --                               |
| Bamboo (Matte finish)             | ●                               | --                               |
| Naguri-style Aluminum             | --                              | ●                                |

● - Available Combination

SPECIFICATIONS

|                                     |   | LUXURY                             | F SPORT                                    |
|-------------------------------------|---|------------------------------------|--|
| <b>Exterior Features</b>            | LED Headlamp with Auto Levelling and Headlamp Cleaner   | ●                                  | ●  |
|                                     | LED Clearance & Cornering Lamp  | ●                                  | ●  |
|                                     | Front Turn Signal Lamp with LED Sequential  | ●                                  | ●  |
|                                     | Front Fog & Driving Lamp with LED   | ●                                  | ●  |
|                                     | Light Control System / Daytime Running Light System   | ●                                  | ●  |
|                                     | Rear Combination Lamp - LED Sequential  | ●                                  | ●  |
|                                     | High Mount Stop Lamp  | ●                                  | ●  |
|                                     | Rear Fog Lamp - LED   | ●                                  | ●  |
|                                     | Side Turn Signal Lamp (LED on Outer Side)   | ●                                  | ●  |
|                                     | Outside Rear View Mirror (Auto, Heater, EC, Memory)   | Body Colour                        | Black                                      |
| Front Bumper & Grille / Rear Bumper | Normal  | F SPORT                            |  |
| Panoramic Roof (Fixed glass)        | ●   | ●                                  |  |
| <b>Interior Features</b>            | Accelerator Pedal / Brake Pedal   | Pendant Type                       | Pendant Type (Aluminum)                    |
|                                     | Shift Lever & Knob  | Leather                            | Leather F SPORT                            |
|                                     | Inside Rear View Mirror (Day / Night EC)  | ●                                  | ●  |
|                                     | Door Scuff Plate  | Front: SUS Rear: Resin             | Front: F Sport SUS Rear: Resin             |
|                                     | Front Seat  | LUXURY Type                        | F SPORT Type                               |
|                                     | Rear Seat (6-4) Folding   | Electric folding                   | ●  |
|                                     | Seat Cover Material   | Leather                            | F SPORT Leather                            |
|                                     | Seat Headrest with Up & Down Adjustment   | Front & Rear                       | Front & Rear                               |
|                                     | Power (D+P) Front Seat Slide  | ●                                  | ●  |
|                                     | Seat Lumbar Support (D) Power 2-way   | ●                                  | ●  |
|                                     | Seat Heater   | Front & Rear                       | Front                                      |
|                                     | Seat Back Pocket (Front Seat only)  | ●                                  | ●  |
|                                     | Front Seat Adjuster (Power 8-way(D+P) + Memory (D))   | ●                                  | ●  |
|                                     | Seat A/C (D+P Ventilate only)   | ●                                  | X  |
|                                     | Multi Information Display 10.67 cm (4.2 inch) Colour TFT  | ●                                  | ●  |
|                                     | Tonneau Board   | ●                                  | ●  |
|                                     | Grand Spare Tire  | ●                                  | ●  |
| <b>Comfort &amp; Convenience</b>    | Wireless Door Lock (Smart Entry)  | ●                                  | ●  |
|                                     | Power Back Door with Kick Sensor  | ●                                  | ●  |
|                                     | Cruise Control  | ●                                  | ●  |
|                                     | Drive Mode Select (Eco, Normal, Sports & Sports+)   | ●                                  | ●  |
|                                     | Active Sound Control (ASC)  | X                                  | ●  |
|                                     | Steering Column (EPS Tilt & Telescopic)   | ●                                  | ●  |
|                                     | Steering Wheel  | Leather with Heater & Paddle Shift | F SPORT Leather with Heater & Paddle Shift |
|                                     | AVS (TEMS)  | ●                                  | ●  |
|                                     | Air Conditioner - Auto Dual Controlled  | ●                                  | ●  |
|                                     | Navigation system   | ●                                  | ●  |
|                                     | 26.16 cm (10.3 inch) Electro Multi Vision Display   | ●                                  | ●  |
|                                     | Audio - Mark Levinson with 14 Speaker   | ●                                  | ●  |
|                                     | Clearance & Back Sonar  | ●                                  | ●  |
| Panoramic View Monitor              | ●   | ●                                  |  |
| <b>Safety &amp; Security</b>        | Anti Theft System (Break-in Sensor, Glass Break Sensor & Tilt Sensor)   | ●                                  | ●  |
|                                     | ABS + Vehicle Stability Control (with Cut Off Switch) + Hill Start Assist   | ●                                  | ●  |
|                                     | Power Door Lock (Auto Speed)  | ●                                  | ●  |
|                                     | Front Seat Belt - 3 Point ELR (Emergency Locking Retraction) + TR (Tension Reducer); Pretensioner & Force Limiter | ●                                  | ●  |
|                                     | Rear Seat Belt - All Seats 3 Point ELR (Emergency Locking Retraction)   | ●                                  | ●  |
|                                     | 8 Airbags (Front Driver & Passenger, Driver Knee, Front Passenger Cushion, Front Side & Curtain Shield Airbags)   | ●                                  | ●  |
| Head Up Display                     | ●   | ●                                  |  |

SPECIFICATIONS

DIMENSIONS & WEIGHT

|                       |             |
|-----------------------|-------------|
| Overall length:       | 4640mm      |
| Overall width:        | 1845mm      |
| Overall height:       | 1645mm      |
| Wheelbase:            | 2660mm      |
| Tread: Front          | 1580mm      |
| Rear                  | 1580mm      |
| Curb weight:          | 1785-1905kg |
| Gross vehicle weight: | 2395kg      |

ENGINE

|                      |   |
|----------------------|---|
| Type:                | 2.5-litre, 4-cyl. in-line Twin Cam 16-valve (2AR-FXE, unleaded) |
| Piston displacement: | 2494cm <sup>3</sup>   |
| Max. output:         | 114kW / 5700rpm   |
| Max. torque:         | 210Nm / 4200-4400rpm  |
| Fuel system:         | Electronic Fuel Injection                                       |
| Total system output: | 145kW   |

CHASSIS

Suspension: MacPherson strut type (Front)/Double wishbone type (Rear), coil springs, gas-filled shock absorbers, stabilizer bar

Steering system: Rack and pinion.  
EPS (Electric Power Steering)

Brakes: Front Ventilated discs  
Rear Discs

Minimum turning radius (Tires): 5.7m  
Fuel tank capacity: 56 litre  
Tires: 225/60R18

DIMENSIONS



- Addition of extra features may change figures in this chart.
- Toyota Motor Corporation reserves the right to alter any details of specifications and equipment without notice.
- Details of specifications and equipment are also subject to change to suit local conditions and requirements.
- Please inquire at your local dealer for details of any such changes that might be required for your area.
- Note: Vehicles pictured and specifications detailed in this catalog may vary from models and equipment available in your area.
- Vehicle body color might differ slightly from the printed photos in this catalog.